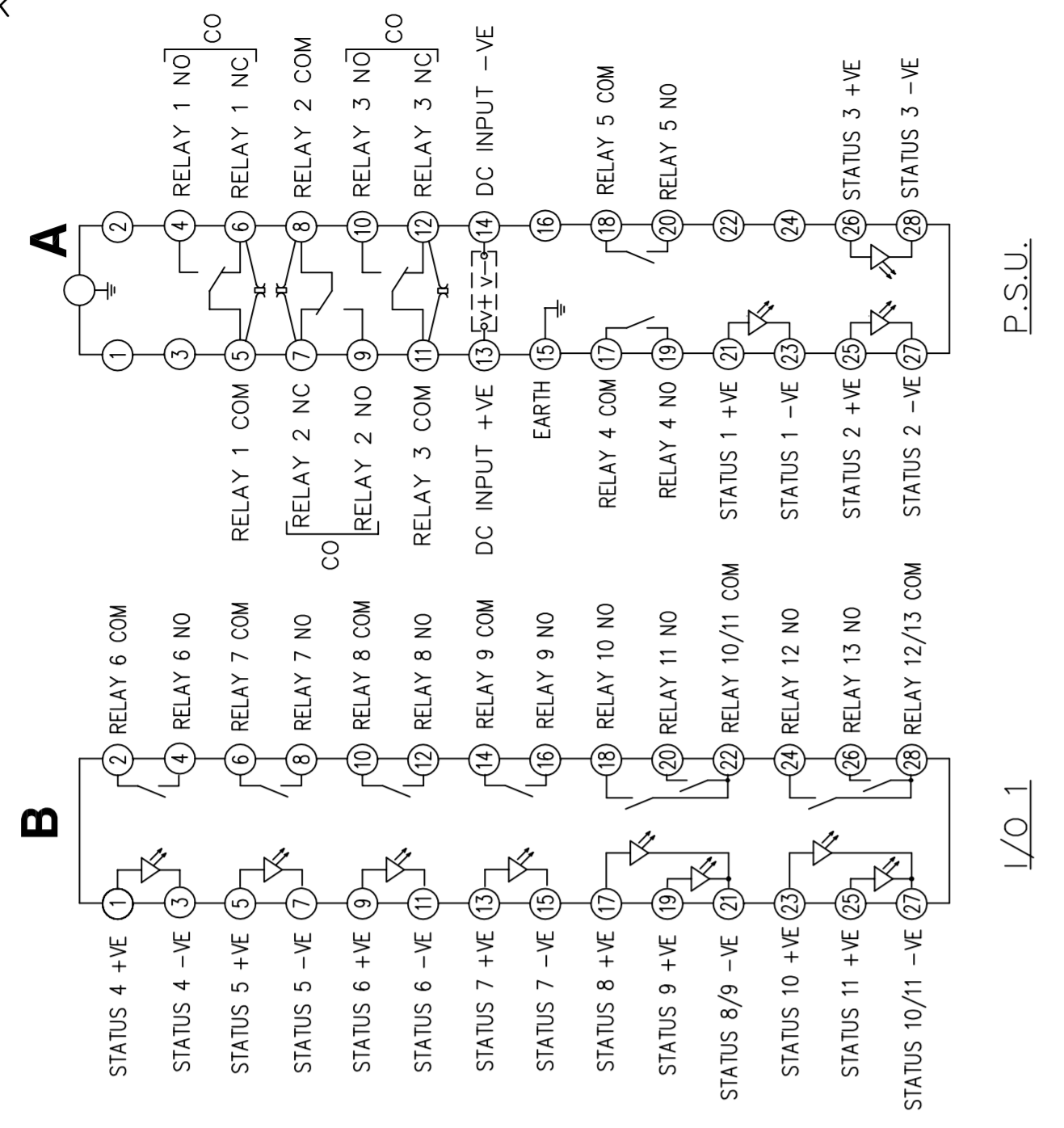


IF IN DOUBT ASK
DO NOT SCALE




P.S.U.

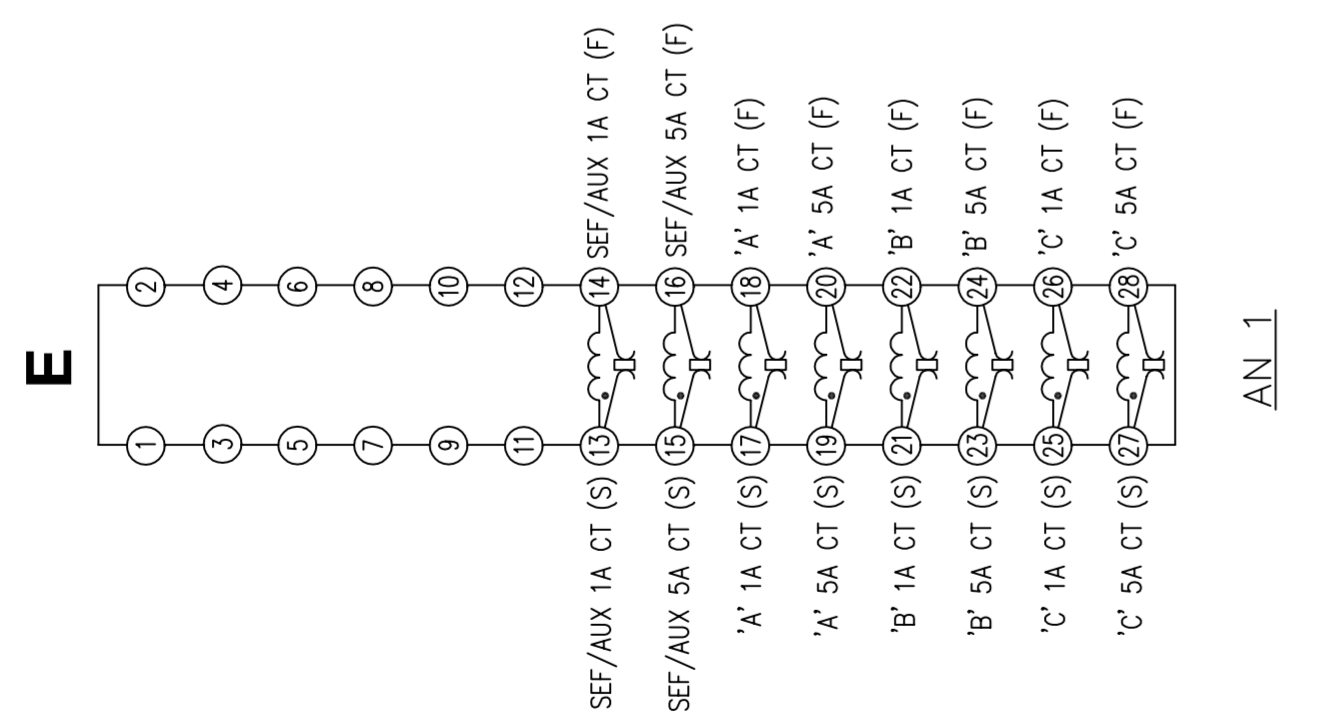
I/O 1



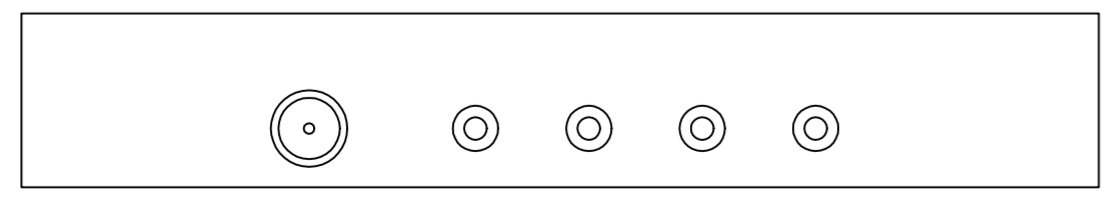
No. Module Fitted



No. Module Fitted



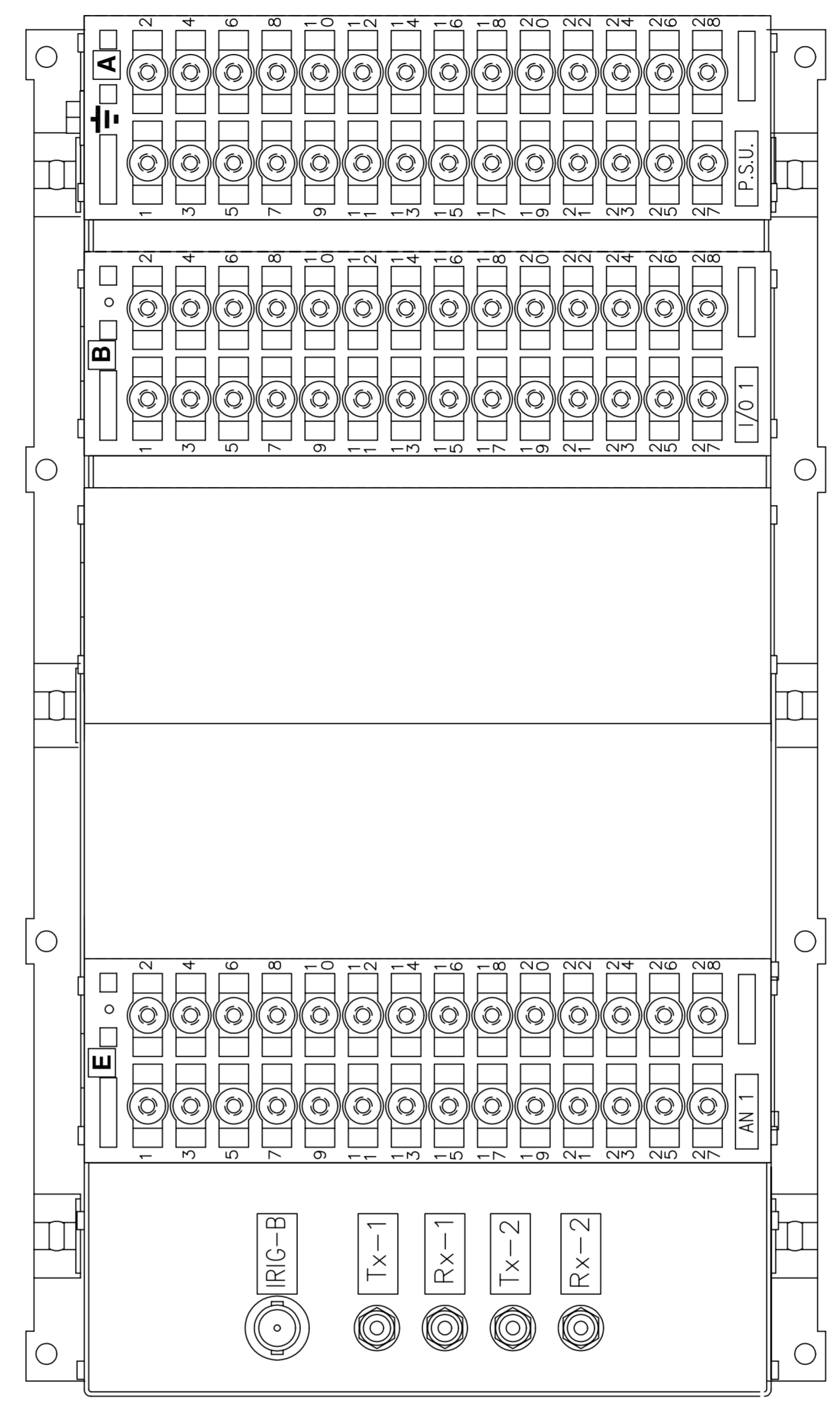
AN 1



Controller Module

SEE NOTE 3

MODULE LABEL KEY	
ANALOGUE MODULE	AN 1 etc
INPUT/OUTPUT MODULE	I/O 1 etc
P.S.U. & BASIC I/O MODULE	P.S.U.



RELAY VIEWED FROM REAR

- NOTES
- TERMINALS RECOMMENDED ARE PRE INSULATED & MUST BE CRIMPED USING APPROVED TOOLING. AMP PIDG OR PLASTI GRIP FUNNEL ENTRY (RING TONGUE) FOR M4 FIXING STUD.
 - FOR OUTLINE & DRILLING DRG SEE 2995X10013 (A4).
 - IRIG-B & FIBRE OPTIC CONNECTORS MUST BE DISCONNECTED & FIXING NUTS REMOVED BEFORE WITHDRAWING CONTROLLER MODULE.

SUPPLIER	AMP	CABLE SIZE
AMP	342103	0.25-1.6 SQ MM
AMP	342143	1.0-2.6 SQ MM.

OR ANY OTHER MANUFACTURERS EQUIVALENT TERMINAL.

ABBREVIATIONS	
CT-CURRENT INPUTS	
VT-VOLTAGE INPUTS	
SI-STATUS INPUTS	
CO-CHANGE OVER OUTPUT CONTACTS	
NO-NORMALLY OPEN OUTPUT CONTACTS	
NC-NORMALLY CLOSED OUTPUT CONTACTS	

NOT SUBJECT TO UPDATE
ONCE COPIED / PRINTED
OR DOWNLOADED

MATERIAL:
Dimensions in millimetres : Surface texture in micrometres.
Machine where marked ✓
For explanation of dimensions, tolerances, notes etc. see B.S.308.
Limit on untoleranced unmachined dimensions ±
Limits on untoleranced machined dimensions to B.S.4500;
i.e. up to 6±0.1; over 30 to 120±0.3; over 315±0.8;
over 6 to 30±0.2; over 120 to 315±0.5;
General unmachined angular tolerance ±

Finish:
Treatment:

Title:
TERMINAL ID & WIRING DIAGRAM FOR FM1-1XX-XB
(4CT,11SI,3CO,10NO) IN E12 VERTICAL CASE
VA TECH Reyrolle
AUTOMATION, CONTROL & PROTECTION

Original Scale:
NTS

1	29/03/04	CHANGE
ISSUE	DATE	NOTED
		△

First used on:
Similar Articles:
Supersedes:
Drg. No. 2471W11006